

Pneumatic Valves for Fuel Gas Shutoff



Models M2582-P and M5180-P

- Pneumatically Open and Shut Off Fuel Gas Automatically or Semi-automatically
- Pneumatic Control Pressure Can Be Air, Gas or Oil
- Models for 2 in. or 1 in. (51 mm or 25 mm) Fuel Gas Lines

Description

The M2582-P and M5180-P are pneumatically controlled fuel shut-off valves that open and close automatically or semi-automatically. The pneumatic control pressure can be air, oil or gas. A manual lever aids in opening the valve when control pressure is insufficient. A gas escape vent, when properly vented and maintained, releases trapped gas from the valve after shutoff.

Basic Operation

Automatic: As the control pressure/vacuum increases the valve will open. When the control pressure/vacuum decreases, the valve will close.

Semi-Automatic: If the control pressure/vacuum is too low and the valve does not open automatically, it can be opened manually by lifting the built-in lever arm and setting the latch. The latch resets automatically when control pressure rises enough to release it.

M2582-P is for 1 in. (25 mm) gas lines. It automatically opens at 2 psi (14 kPa) [.14 bar] and fully opens the seat at 3 psi (21 kPa) [.21 bar]. The valve can be manually opened with the lever and latch against inlet pressure of 80 psi (552 kPa) [5.52 bar]. The latch will release after pilot pressure reaches 2.5 psi (17 kPa) [.17 bar].

The M5180-P is for 2 in. (52 mm) gas lines. It automatically opens at 2 psi (14 kPa) [.14

bar] and fully opens the seat at 3 psi (21 kPa) [.21 bar]. The valve can be manually opened with lever and latched against inlet pressure of 100 psi (689 kPa) [6.89 bar]. The latch will release after pilot pressure reaches 2.5 psi (17 kPa) [.17 bar].

Specifications

Valve Body: Sandcast aluminum

(alodined for corrosion resistance).

Optional steel body available on M5180-P models only (see *How to Order*).

Valve Seat: Buna-N

Valve Inlet Pressure (Maximum):

M2582-P: 80 psi (552 kPa) [5.52 bar]

M5180-P: 100 psi (689 kPa) [6.89 bar]

Parts Exposed to Gas Line Flow:

M2582-P:

- Aluminum
- Buna-N
- 302, 303, and 17-7 PH stainless steel

M5180-P:

- Aluminum (Steel optional)
- Buna-N
- 302, 303, 304, and 416 stainless steel

Control Diaphragm: Flexweave polyester fabric and Buna-N elastomer.

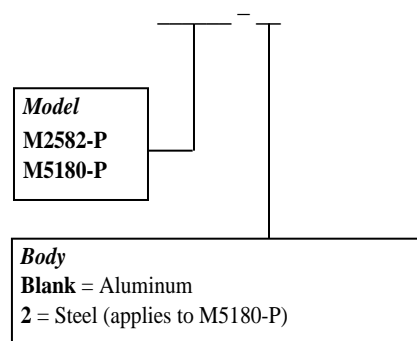
Control Pressure (Maximum):

M2582-P: 75 psi (517 kPa) [5.17 bar]

M5180-P: 80 psig (552 kPa) [5.52 bar]

How to Order

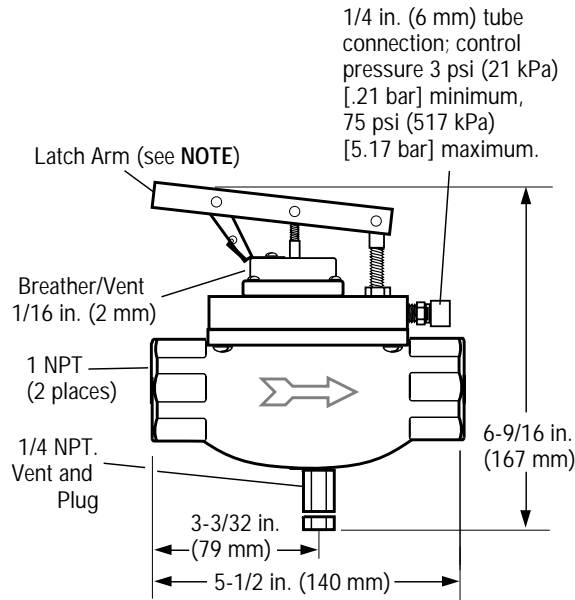
To order, use the diagram below.



Warranty

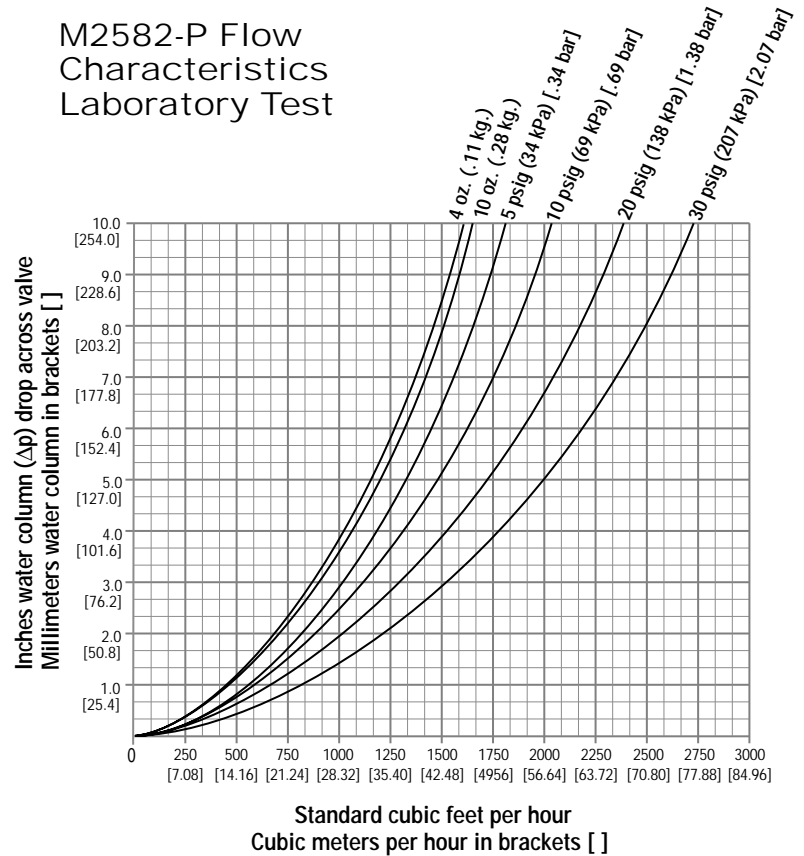
A two-year limited warranty on materials and workmanship is given with this Murphy product. Details are available on request and are packed with each unit.

M2582-P Dimensions

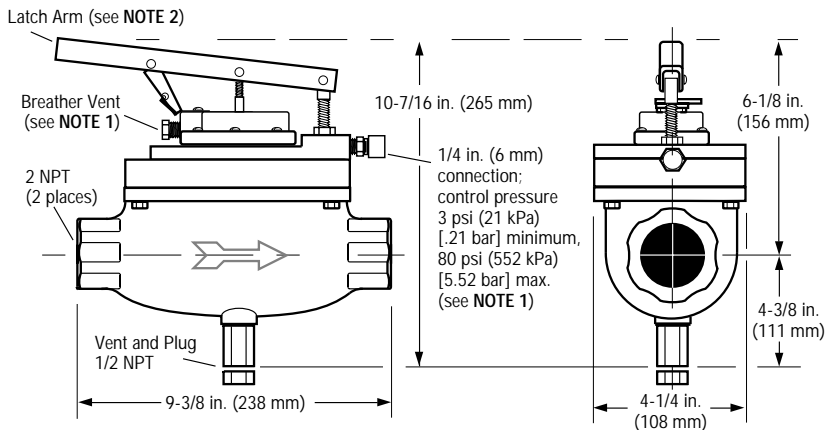


NOTE: Thumb operated opening latch (2.5 psi [17 kPa] [.17 bar] required to release cocking latch)

M2582-P Flow Characteristics Laboratory Test



M5180-P Dimensions



NOTE 1: Control pressure connection fitting and breather vent fitting can be swapped to convert to vacuum control.
NOTE 2: Thumb operated opening latch (2.5 psi [17 kPa] [.17 bar] required to release cocking latch).

Shipping Weights

M2582-P: 5 lbs 10 oz (2.55 kg).

M5180-P: 14 lbs 9 oz (6.61 kg).

With steel body option "2"; 25 lbs (11.34 kg).

Shipping Dimensions

M2582-P: 8-1/4 x 8-1/4 x 7-1/2 in.
(210 x 210 x 191 mm).

M5180-P: 12-1/4 x 12-1/4 x 9-3/4 in.
(311 x 311 x 248 mm).

Service Parts

Specify part number when ordering.	M2582P	M5180P
Handle and Latch Kit	55000148	55000154
Stem and Seat Kit	55000147	55000135
Top Works Complete Valve Less Body & Vent	55000150	55000155
Vent Bushing Assembly	55000143	55000132
Diaphragm Assembly	55000184	55000153
Pilot Diaphragm	00007908	55050420